

# STEP FORWARD WITH FRENCH



*Step Forward with French* is a curriculum resource for use by occasional teachers (OTs) not qualified in French, on short term assignments in grade 4 to 8 classes.

The authors, Helen Donohoe and Megan Jukes, say OTs not qualified in French are often lacking confidence and knowledge about French. *Step Forward with French* helps by providing ready-to-use classroom materials.

*Step Forward with French* is published by the Hamilton-Wentworth Occasional Teacher Local (HWOTL) in collaboration with the Hamilton-Wentworth District School Board. It costs \$15 and is available from the HWOTL: 905-547-722; [general@otline.ca](mailto:general@otline.ca).

This insert presents one of seven lessons plans in the resource.

## Lesson Plan: Grade 4

### Preparation:

Montage and/or pages from Canada's Food Guide (available on Internet), in English and French. Individual copies are often available.

### Warm Up:

Using Worksheet 1, pronounce vocabulary from list with students, noting food category organization. Make your own numbering system to facilitate location of the words. Ask about favourite foods in each category:

### Quel est ton fruit préféré?

(Kel es toñ frwee pray-fay-ray?)

### Worksheet 1:

Students draw food items in (some of) the boxes. Be aware of time constraints.

The tally prepares students for the graphing activity on Worksheet 2.

### Worksheet 2:

Referring to the tally on worksheet 1, students categorize the foods by colour – and write the name of each food item in the appropriate box. Empty boxes in the columns to the left of each colour may be used for illustrations. See page 24.

The names of some colours change to “agree” with a feminine noun (a **la** word.) These feminine nouns are asterisked\* (on the teacher vocabulary list only).

Adjectives of colour change from masculine to feminine like this: **blanc/blanche • vert/verte • noir/noire • bleu/bleue • violet/violette • brun/brune**

Adjectives ending in **e** do not change in the feminine form: **jaune • orange • beige • rouge • rose**

### LÉGUMES

(lay-goom)

vegetables

**le céleri** (sale-ri)

**le haricot** (a-ree-ko) bean

**la carotte\***

**la laitue\*** (letoo) lettuce

**le brocoli**

**le radis** (ra-dee) radish

### PRODUITS DE VIANDE

(pro-dwee-de-vee-añd)

meat products or substitutes

**le bœuf** (beuf)

**le poisson** (pwasoñ) fish

**le poulet** (pool -ay) chicken

**le porc** (por)

**le dindon** (diñ-doñ) turkey

**le tofu**

### PAINS ET CÉRÉALES

(piñ ay say-ray-al)

bread and cereals

**le pita**

**la baguette\*** long loaf of bread

**le riz** (ree) rice

**le naan**

**le biscuit** (bee-skwee)

**le croissant** (crwasoñ)

### FRUITS

(frwee)

**la banane\***

**l'orange\***

**la pomme\*** apple

**le melon** (me-loñ)

**le raisin** (ray-ziñ) grape

**le kiwi**

### PRODUITS LAITIERS

(pro-dwee lay-ti-ay)

dairy products

**la crème\*** (krem)

**le beurre** butter

**le fromage** cheese

**le lait** (lay) milk

**le yogourt de pêche** (yo-

goor de pesh) peach yogurt






**la crème glacée au chocolat\***

(krem glasay o shocola)

chocolate ice cream




**A. Draw pictures for some of the items below.**

 <b>LÉGUMES</b> vegetables	 <b>FRUITS</b>	 <b>PRODUITS LAITIERS</b> dairy products	 <b>PRODUITS DE VIANDE</b> meat products or substitutes	 <b>PAINS ET CÉRÉALES</b> bread and cereals
<b>le céleri</b>	<b>la banane</b>	<b>la crème</b>	<b>le bœuf</b>	<b>le pita</b>
<b>le haricot bean</b>	<b>l'orange</b>	<b>le beurre butter</b>	<b>le poisson fish</b>	<b>la baguette</b> long loaf of bread
<b>la carotte</b>	<b>la pomme apple</b>	<b>le fromage cheese</b>	<b>le poulet chicken</b>	<b>le riz rice</b>
<b>la laitue lettuce</b>	<b>le melon</b>	<b>le lait milk</b>	<b>le porc</b>	<b>le naan</b>
<b>le brocoli</b>	<b>le raisin grape</b>	<b>le yogourt de pêche</b> peach yogurt	<b>le dindon turkey</b>	<b>le biscuit</b>
<b>le radis radish</b>	<b>le kiwi</b>	<b>la crème glacée au chocolat</b> chocolate ice cream	<b>le tofu</b>	<b>le croissant</b>


**B. Tally all the food items in the categories above by colour. Use check marks.**  
Some foods can be more than one colour.

<b>les couleurs</b>														
blanc														
brun/beige														
rouge/violet														
vert														
orange														
jaune														



Nom : \_\_\_\_\_ Classe : \_\_\_\_\_ Date : \_\_\_\_\_

# Graph Colours of Foods

8								
7								
6								
5								
4								
3								
2								
1		le lait	blanc	brun / beige	rouge / violet	vert	orange	jaune

Nom : \_\_\_\_\_ Classe : \_\_\_\_\_ Date : \_\_\_\_\_