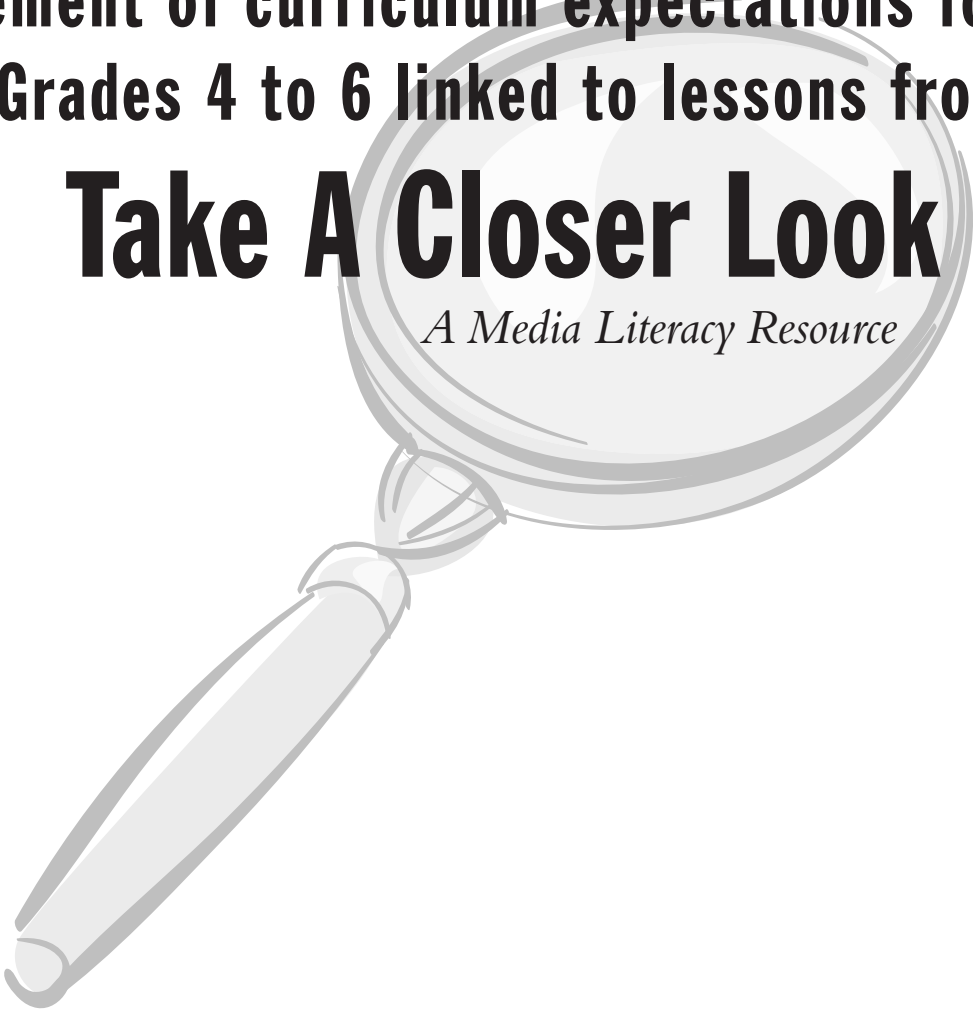


**A supplement of curriculum expectations for
Grades 4 to 6 linked to lessons from**

Take A Closer Look

A Media Literacy Resource



from the **Elementary Teachers' Federation of Ontario**
Suite 1000, 480 University Avenue • Toronto, Ontario M5G 1V2
Phone: 416-962-3836 • Toll Free: 1-888-838-3836
Fax: 416-642-2424 • Website: www.etfo.ca

The writers wish to extend their thanks to all who contributed to this resource.

A special thanks to the following organizations for their assistance and generosity in sharing materials.

The Toronto District School Board and Pembroke Publishers Ltd. for *Challenging Ourselves*, a resource document prepared for the Metropolitan Toronto School Board in 1993 and reprinted by Pembroke Publishers in 1996.

The Media Awareness Network for their wide scope of resources.

MediaWatch for materials from the *Positive Action Kits*.

Maquila Solidarity Network for their materials.



**Elementary Teachers'
Federation of Ontario**
Fédération des enseignantes et des
enseignants de l'élémentaire de l'Ontario

Take A Closer Look is published by the

Elementary Teachers' Federation of Ontario

Suite 1000, 480 University Avenue

Toronto, Ontario

M5G 1V2

Design by ARTIFACT Graphic Design

Copyright for *Take A Closer Look* © 2003 by the Elementary Teachers' Federation of Ontario

Copyright for *Curriculum Supplement for Take A Closer Look* © 2004 by the Elementary Teachers' Federation of Ontario

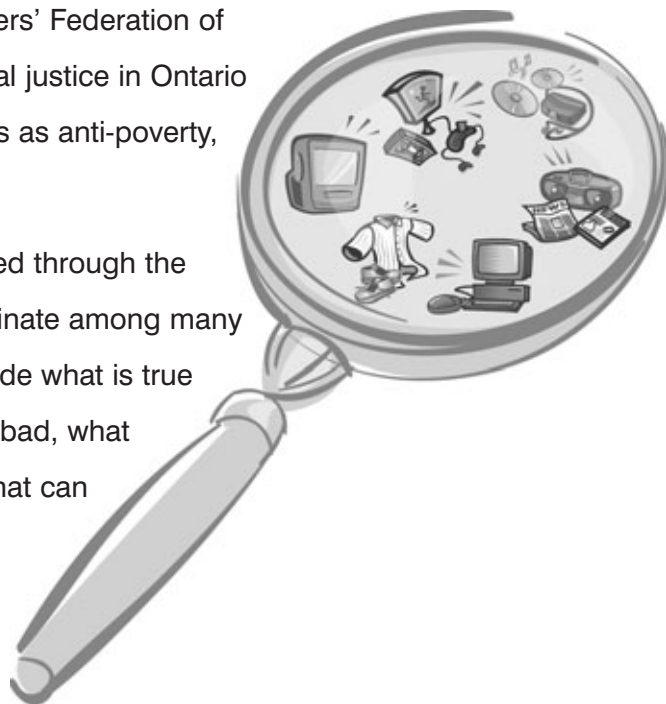
All rights reserved. No part of this publication may be reproduced, stored in a retrieval system or transmitted, in any form or by any means, electronic, mechanical, photocopying, recording or otherwise, without the prior permission of the copyright owner.



Take A Closer Look

One of the objects of the Elementary Teachers' Federation of Ontario (ETFO) is to foster a climate of social justice in Ontario and continue a leadership role in such areas as anti-poverty, non-violence, and equity.

Today almost every aspect of life is presented through the media and children must be able to discriminate among many distortions. Children have to be able to decide what is true and what is false, what is good and what is bad, what has value and what is harmful – decisions that can only be made by a media literate person.



Prepared for the
Elementary Teachers' Federation of Ontario

*Supplement of Curriculum Expectations
for grades 4 to 6 prepared by:*
Linda-Beth Marr
ETFO Staff: Sherry Ramrattan Smith

Resource Book by:
Wambui Gaitho
Rosemary Kozak
Linda-Beth Marr
Sharron Mathers
Lori Piazza
Sherry Ramrattan Smith

Editor:
Mary Labatt

Media Violence Project Leaders:
Caroll Carkner
Wambui Gaitho
Linda-Beth Marr
Sharron Mathers



Table of Contents



PART 1 Creating an Awareness of Violence in the Media

LESSON 1 – What is Media? What is the Mass Media? 8
LESSON 2 – What is Violence? 8
LESSON 3 – What are Stereotypes? 9
LESSON 4 – How does the Media use Language? 9
LESSON 5 – How does Media Violence Affect People? 10



PART 2 Television

LESSON 1 – What is the Role of Television? 12
LESSON 2 – Sitcoms and Soaps – What’s all the Fuss About? 12
LESSON 3 – Television and Newspapers as Sources of News 13
LESSON 4 – Fantasy versus Reality 13
LESSON 5 – Violence and Television – Viewers Beware! 14



PART 3 Advertising in Radio, Television and Print

LESSON 1 – What is the Role of Advertising? 16
LESSON 2 – What are the Elements of an Advertisement? 16
LESSON 3 – The Language of Advertisements 17
LESSON 4 – The Images of People in Advertisements 17
LESSON 5 – How Violence is Used to Sell 18



PART 4 Movies and Video Games

LESSON 1 – Movies and Video Games 22
LESSON 2 – Violence in Movies 22
LESSON 3 – How do Movies Stereotype? 23
LESSON 4 – Let’s Think about Video Games 23
LESSON 5 – Are Video Games Violent? 24



PART 5 Music Videos and Lyrics

LESSON 1 – Thinking about Music Videos 26
LESSON 2 – The Business of Music Videos 26
LESSON 3 – What Constitutes Violence in Music Videos? 27
LESSON 4 – Creating a Positive Rap 28
LESSON 5 – Creating a Music Video 28



PART 6 Clothing and Logos

LESSON 1 – What’s a Logo? 30
LESSON 2 – Choices we Make about Clothing..... 30
LESSON 3 – Sports Logos – What Messages are being Sent? 31
LESSON 4 – What our Clothing Choices Reveal..... 32
LESSON 5 – Where do our Clothes Come From? 32



PART 7 The Internet

LESSON 1 – Understanding the Internet 34
LESSON 2 – Internet Safety Issues 34
LESSON 3 – Media Awareness on the Internet..... 35
LESSON 4 – Making Smart Decisions on the Internet..... 35
LESSON 5 – Positive and Negative Impacts of the Internet..... 36

A faint, light gray magnifying glass graphic is positioned behind the text, with its lens centered over the word 'Awareness'.

PART 1
**Creating an Awareness
of Violence in
the Media**

LESSON 1

What is Media?

What is the Mass Media?

GRADE 4

Students will:

- ▶ communicate ideas and information for a variety of purposes and to specific audiences (4e1)
- ▶ develop their opinions by reading a variety of materials (4e40)
- ▶ make judgements about what they read on the basis of evidence (4e37)

GRADE 5

Students will:

- ▶ communicate ideas and information for a variety of purposes and to specific audiences (5e1)
- ▶ begin to identify a writer's or character's point of view (5e32)
- ▶ make judgements and draw conclusions about the content in written materials, using evidence from materials (5e31)

GRADE 6

Students will:

- ▶ communicate ideas and information for a variety of purposes and to specific audiences (6e1)
- ▶ identify a writer's perspective or character's motivation (6e34)
- ▶ make judgements and draw conclusions about ideas in written materials on the basis of evidence (6e33)

LESSON 2

What is violence?

GRADE 4

Students will:

- ▶ identify the main idea in a piece of writing, and provide supporting details (4e34)
- ▶ identify and describe the different types of advertising that they encounter in their surroundings (4e69)
- ▶ begin to write for more complex purposes (4e2)

GRADE 5

Students will:

- ▶ make judgements and draw conclusions about the content in written materials, using evidence from materials (5e31)
- ▶ list and describe many of the ways in which the media provide information (5e65)
- ▶ communicate ideas and information for a variety of purposes and to specific audiences (5e1)

GRADE 6

Students will:

- ▶ make judgements and draw conclusions about the content in written materials, using evidence from materials (6e33)
- ▶ analyse and assess a media work and express a considered viewpoint about it (6e65)
- ▶ communicate ideas and information for a variety of purposes and to specific audiences (6e1)



LESSON 3

What are stereotypes?

GRADE 4

Students will:

- ▶ state their own interpretation of a written work , using evidence from the work and from their own knowledge and experience (4e30)
- ▶ ask questions on a variety of topics and respond appropriately to the questions of others (4e53)
- ▶ express and respond to ideas and opinions concisely and clearly (4e55)

GRADE 5

Students will:

- ▶ state their own interpretation of a written work , supporting it with evidence from the work and from their own knowledge and experience (5e25)
- ▶ ask and answer questions about a variety of topics to acquire and clarify information (5e46)
- ▶ express and respond to ideas and opinions concisely, clearly, and, appropriately (5e48)

GRADE 6

Students will:

- ▶ explain their own interpretation of a written work , using evidence from the work and from their own knowledge and experience (6e26)
- ▶ ask and answer questions to obtain and clarify information (6e48)
- ▶ express and respond to a range of ideas and opinions concisely, clearly, and, appropriately (6e50)

LESSON 4

How does the media use language?

GRADE 4

Students will:

- ▶ understand the vocabulary and language structures appropriate for this grade (4e32)
- ▶ identify the camera angles and distance form the subject in photographs and describe their affects on the viewer's perception (4e68)
- ▶ identify and describe the different types of advertising that they encounter in their surroundings (4e69)

GRADE 5

Students will:

- ▶ understand the vocabulary and language structures appropriate for this grade (5e27)
- ▶ identify the main characteristics of some familiar media (5e63)
- ▶ list and describe many of the ways in which the media provide information (5e65)

GRADE 6

Students will:

- ▶ understand the vocabulary and language structures appropriate for this grade (6e28)
- ▶ identify questionable strategies presenters use to influence an audience (6e63)
- ▶ analyse and assess a media work and express a considered viewpoint about it (6e65)

LESSON 5

How does media violence affect people?

GRADE 4

Students will:

- ▶ identify and describe the different types of advertising that they encounter in their surroundings (4e69)
- ▶ begin to write for more complex purposes (4e2)
- ▶ produce media texts using writing and materials from other media (4e6)

GRADE 5

Students will:

- ▶ communicate ideas and information for a variety of purposes and to specific audiences (5e1)
- ▶ list and describe many of the ways in which the media provide information (5e65)
- ▶ produce media texts using writing and materials from other materials (5e6)

GRADE 6

Students will:

- ▶ analyse and assess a media work and express a considered viewpoint about it (6e65)
- ▶ communicate ideas and information for a variety of purposes and to specific audiences (6e1)
- ▶ produce media texts using writing and materials from other media (6e6)



PART 2

Television

LESSON 1

What is the role of television?

GRADE 4

Students will:

- ▶ develop their opinions by reading a variety of materials (4e40)
- ▶ identify several types of media works and some techniques in them (4e58)
- ▶ ask questions on a variety of topics and respond appropriately to the questions of others (4e53)
- ▶ contribute and work constructively on groups (4e56)

GRADE 5

Students will:

- ▶ use research skills (5e34)
- ▶ identify various types of media works and some techniques in them (5e51)
- ▶ ask and answer questions on a variety of topics to acquire and clarify information (5e46)
- ▶ contribute and work constructively on groups (5e49)

GRADE 6

Students will:

- ▶ make judgements and draw conclusions about ideas in written materials on the basis of evidence (6e33)
- ▶ demonstrate the ability to concentrate by identifying the main points and staying on topic (6e53)
- ▶ ask and answer questions to obtain and clarify information (6e48)
- ▶ contribute and work constructively on groups (6e51)

LESSON 2

Sitcoms and soaps-what's all the fuss about?

GRADE 4

Students will:

- ▶ produce media texts using writing and materials from other media (4e6)
- ▶ decide on a specific purpose for reading, and select the material that they need from a variety of sources (4e31)
- ▶ identify and describe the different types of advertising that they encounter in their surroundings (4e69)

GRADE 5

Students will:

- ▶ produce media texts using writing and materials from other media (5e6)
- ▶ decide on a specific purpose for reading, and select the material that they need from a variety of appropriate sources (5e26)
- ▶ list and describe many of the ways in which the media provide information (5e65)

GRADE 6

Students will:

- ▶ produce media texts using writing and materials from other media (6e6)
- ▶ decide on a specific purpose for reading, and select the material that they need from a variety of appropriate sources (6e27)
- ▶ analyze and assess a media work and express a considered viewpoint about it (6e65)



LESSON 3

Television and newspapers as a source of news

GRADE 4

Students will:

- ▶ identify and describe the different types of advertising that they encounter in their surroundings (4e69)
- ▶ begin to write for more complex purposes (4e2)
- ▶ identify camera angles and distance from the subject in photographs and describe their effects on the viewer's perception (4e68)

GRADE 5

Students will:

- ▶ list and describe many of the ways in which the media provide information (5e65)
- ▶ identify the main characteristics of some familiar media (5e63)
- ▶ communicate ideas and information for variety of purposes and to specific audiences (5e2)

GRADE 6

Students will:

- ▶ communicate ideas and information for a variety of purposes and to specific audiences (6e1)
- ▶ identify questionable strategies presenters use to influence an audience (6e63)
- ▶ analyse and assess a media work and express a considered viewpoint about it (6e65)

LESSON 4

Fantasy versus reality

GRADE 4

Students will:

- ▶ produce two and three dimensional works of art that communicate a variety of ideas (4a31)
- ▶ represent and interpret main characters by speaking, moving, and writing in role (4a62)
- ▶ make judgements about what they have read on the basis of evidence (4e37)

GRADE 5

Students will:

- ▶ identify various types of media works and some of the techniques used in them (5e51)
- ▶ produce two and three dimensional works of art that communicate a variety of ideas (5a26)
- ▶ demonstrate awareness of audience when writing in role, and use appropriate language, tone of voice, gestures, and body movements when speaking as a character in drama (5a51)

GRADE 6

Student will:

- ▶ identify the main types of media works and the most characteristic techniques used in them (6e53)
- ▶ produce two and three dimensional works of art that communicate a variety of ideas for specific purposes and to specific audiences, using a variety of familiar art tools, materials and techniques (6a26)
- ▶ provide evidence for their interpretations of personal experiences and events of social significance, which they present through drama using a variety of research sources (6a70)



LESSON 5

Violence and television-viewers beware!

GRADE 4

Students will:

- ▶ explain how data were collected and describe the results of a survey (4m110)
- ▶ collect and organize data and identify their use (4m101)
- ▶ identify and describe different types of advertising that they encounter in their surroundings (4e69)

GRADE 5

Students will:

- ▶ design surveys, collect data, and record the results on given spreadsheets or tally charts (5m113)
- ▶ evaluate data presented on tables, charts, and graphs and use the information in discussion (5m120)
- ▶ list and describe many of the ways in which the media provide information (65)

GRADE 6

Students will:

- ▶ systematically collect, organize, and analyse data (6m106)
- ▶ make inferences and convincing arguments based on the analysis of tables, charts, and graphs (6m121)
- ▶ analyse and assess a media work and express a considered viewpoint about it (6e65)



PART 3
**Advertising in Radio,
Television and Print**

LESSON 1

What is the role of advertising?

GRADE 4

Students will:

- ▶ label and use pictures and diagrams appropriately (4e25)
- ▶ ask questions on a variety of topics and respond appropriately to the questions of others (4e53)
- ▶ listen to others and stay on topic in group discussion (4e66)

GRADE 5

Students will:

- ▶ accurately use graphs and captions (5e21)
- ▶ ask and answer questions on a variety of topics to acquire and clarify information (5e46)
- ▶ contribute ideas to help solve problems, and listen and respond constructively to the idea of others when working in a group (5e61)

GRADE 6

Students will:

- ▶ integrate media materials into their writing to enhance their message (6e22)
- ▶ ask and answer questions to obtain and clarify information (6e48)
- ▶ follow up on others' ideas, and recognize the validity of different points of view in group discussions or problem-solving activities (6e62)

LESSON 2

What are the elements of an advertisement?

GRADE 4

Students will:

- ▶ identify camera angles and distance for the subject in photographs and describe their effects on the viewer's perception (4e68)
- ▶ identify and describe the different types of advertising that they encounter in their surroundings(4e69)
- ▶ create a variety of media works (4e70)

GRADE 5

Students will:

- ▶ identify the main characteristics of some familiar media (5e63)
- ▶ recognize that media works are composed of a series of separate elements (5e64)
- ▶ list and describe many of the ways in which the media provide information (5e65)

GRADE 6

Students will:

- ▶ identify questionable strategies presenters use to influence an audience (6e63)
- ▶ identify the various types of professionals involved in producing a media work and describe the jobs they do (6e64)
- ▶ analyse and assess a media work and express a considered viewpoint about it (6e65)



LESSON 3

The language of advertisements

GRADE 4

Students will:

- ▶ develop their opinions by reading a variety of materials (4e40)
- ▶ express and respond to ideas and opinions concisely and clearly (4e55)
- ▶ identify several types of media works and some techniques used in them (4e58)

GRADE 5

Students will:

- ▶ use research skills (5e34)
- ▶ express and respond to ideas and opinions concisely, clearly, and appropriately (5e48)
- ▶ identify various types of media works and some of the techniques used in them (5e51)

GRADE 6

Students will:

- ▶ summarize and explain the main ideas from information materials and cite details that support the main ideas (6e32)
- ▶ express and respond to ideas and opinions concisely, clearly, and appropriately (6e50)
- ▶ identify various types of media works and the most of the techniques used in them (6e53)

LESSON 4

The images of people in advertisements

GRADE 4

Students will:

- ▶ identify several types of media works and some techniques used in them (4e58)
- ▶ listen to others and stay on topic in group discussion (4e66)
- ▶ present information to their peers in a focused and organized form on a topic of mutual interest (4e65)
- ▶ outline the factors that influence body shape and size (4p5)

GRADE 5

Students will:

- ▶ identify various types of media works and some of the techniques used in them (5e51)
- ▶ use appropriate words and structures in discussions or classroom presentations (5e56)
- ▶ contribute ideas to help solve problems, and listen and respond constructively to the ideas of others when working in a group (5e61)
- ▶ describe the influence of the media on body image (5p7)

GRADE 6

Students will:

- ▶ identify the main types of media works and the most characteristic techniques used in them (6e53)



LESSON 4 (cont)

- ▶ use a varied vocabulary and a range of sentence structures to add interest to their remarks (6357)
- ▶ use constructive strategies in small-group discussions (6361)
- ▶ determine the influence of various factors on personal food choices, body image, and self-esteem (6p5)

LESSON 5

How violence is used to sell

GRADE 4

Students will:

- ▶ students will begin to write for more complex purposes (4e2)
- ▶ revise and edit their work, using feedback from the teacher and their peers (4e7)
- ▶ use correctly the conventions specified for this grade level (4e10)
- ▶ identify and describe the different types of advertising that they may encounter in their surroundings (4e69)

GRADE 5

Students will:

- ▶ communicate ideas and information for a variety of purposes and to specific audiences (5e1)
- ▶ revise and edit their work, seeking feedback from others and focusing on content, organization, and appropriateness of vocabulary for audience (5e7)
- ▶ use correctly the conventions specified for this grade level (5e10)
- ▶ list and describe many of the ways in which the media provide information (5e65)

GRADE 6

Students will:

- ▶ communicate ideas and information for a variety of purposes and to specific audiences (6e1)
- ▶ revise and edit work in collaboration with others, seeking and evaluating feedback, and focusing on content, organization, and appropriateness of vocabulary for audience (6e7)



LESSON 5 (cont)

- ▶ use correctly the conventions specified for this grade level (6e10)
- ▶ analyse and assess a media work and express a considered viewpoint about it (6e65)





LESSON 1

Movies and video games

GRADE 4

Students will:

- ▶ identify several types of media works and some techniques used in them (4e58)
- ▶ listen to others and stay on topic in group discussion (4e66)
- ▶ use appropriate strategies to organize and carry out group projects (4e67)
- ▶ analyse media works (4e59)

GRADE 5

Students will:

- ▶ identify variety types of media works and some of the techniques used in them (5e51)
- ▶ contribute ideas to help solve problems, and listen and respond constructively to the ideas of others when working in a group (5e61)
- ▶ discuss with peers and teachers strategies for communicating effectively with others in a variety of situations (5e62)
- ▶ analyse media works (5e52)

GRADE 6

Students will:

- ▶ identify the main types of media works and the most characteristic techniques used in them (6e53)
- ▶ use a varied vocabulary and a range of sentence structures to add interest to their remarks follow up on other's ideas recognize the validity of different points of view in group discussions (6e62)
- ▶ use constructive strategies in small-group discussions (6e61)
- ▶ analyse media works (6e54)

LESSON 2

Violence in movies

GRADE 4

Students will:

- ▶ identify several types of media works and some techniques used in them (4e58)
- ▶ listen to others and stay on topic in group discussion (4e66)
- ▶ use appropriate strategies to organize and carry out group projects (4e67)

GRADE 5

Students will:

- ▶ identify variety types of media works and some of the techniques used in them (5e51)
- ▶ contribute ideas to help solve problems, and listen and respond constructively to the ideas of others when working in a group (5e61)
- ▶ discuss with peers and teachers strategies for communicating effectively with others in a variety of situations (5e62)

GRADE 6

Students will:

- ▶ identify the main types of media works and the most characteristic techniques used in them (6e53)
- ▶ follow up on others' ideas recognize the validity of different points of view in group discussions (6e62)
- ▶ use constructive strategies in small-group discussions (6e61)



LESSON 3

How do movies stereotype?

GRADE 4

Students will:

- ▶ identify several types of media works and some techniques used in them (4e58)
- ▶ listen to others and stay on topic in group discussion (4e66)
- ▶ use some vocabulary learned in other subject areas in simple contexts (4e62)
- ▶ identify and describe the different types of advertising that they encounter in their life (4e69)

GRADE 5

Students will:

- ▶ identify variety types of media works and some of the techniques used in them (5e51)
- ▶ discuss with peers and teachers strategies for communicating effectively with others in a variety of situations (5e62)
- ▶ use appropriate words and structures in discussions or classroom presentations (5e56)
- ▶ list and describe many of the ways in which the media provide information (5e65)

GRADE 6

Students will:

- ▶ identify questionable strategies presenters use to influence an audience (6e63)
- ▶ analyse and assess a media work and express a considered viewpoint about it (6e65)
- ▶ follow up on others' ideas recognize the validity of different points of view in group discussions (6e62)
- ▶ use a varied vocabulary and a range of sentence structures to add interest to their remarks (6e57)

LESSON 4

Let's think about video games

GRADE 4

Students will:

- ▶ listen to others and stay on topic in group discussion (4e66)
- ▶ use some vocabulary learned in other subject areas in simple contexts (4e62)
- ▶ identify and describe the different types of advertising that they encounter in their life (4e69)
- ▶ explain how data were collected and describe the results (4m110)

GRADE 5

Students will:

- ▶ discuss with peers and teachers strategies for communicating effectively with others in a variety of situations (5e62)
- ▶ use appropriate words and structures in discussions or classroom presentations (5e56)
- ▶ list and describe many of the ways in which the media provide information (5e65)
- ▶ evaluate data presented on tables, charts, and graphs and use the information in discussion (5m120)

GRADE 6

Students will:

- ▶ analyse and assess a media work and express a considered viewpoint about it (6e65)
- ▶ follow up on others' ideas recognize the validity of different points of view in group discussions (6e62)



LESSON 4 (cont)

- ▶ use a varied vocabulary and a range of sentence structures to add interest to their remarks (6e57)
- ▶ make inferences and convincing arguments based on the analysis of tables, charts, and graphs (5m121)

LESSON 5

Are video games violent?

GRADE 4

Students will:

- ▶ explain how data were collected and describe the results of the survey (4m110)
- ▶ conduct surveys and record data in tally charts (4e108)
- ▶ identify and describe the different types of advertising that they encounter in their life (4e69)

GRADE 5

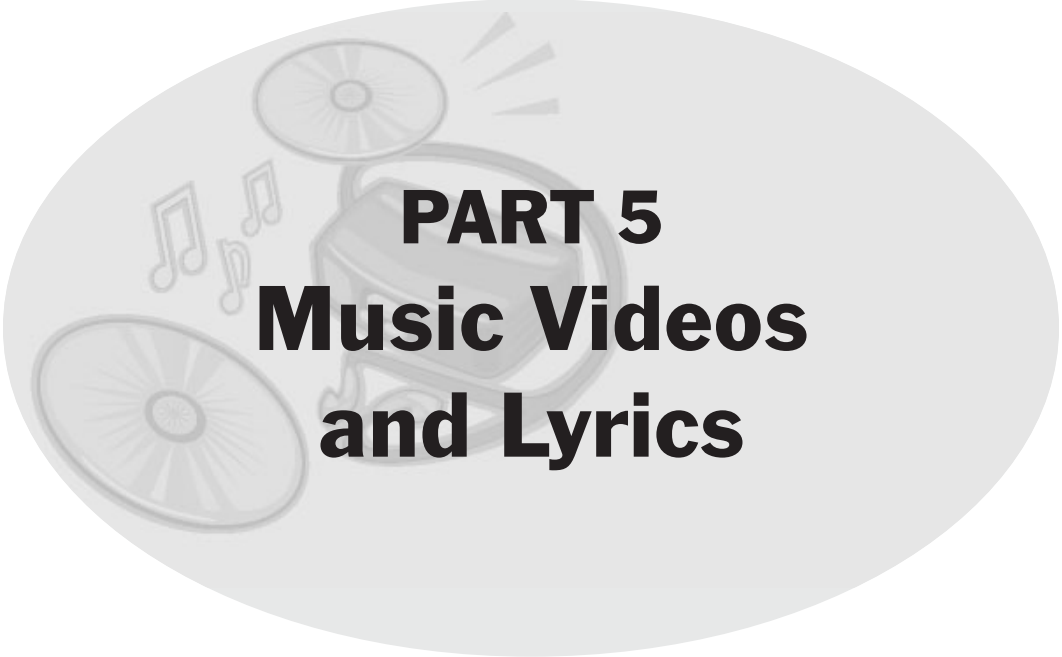
Students will:

- ▶ design surveys, collect data, and record the results on given spreadsheets or tally charts (5m113)
- ▶ list and describe many of the ways in which the media provide information (5e65)
- ▶ evaluate data presented on tables, charts, and graphs and use the information in discussion (5m120)

GRADE 6

Students will:

- ▶ analyse and assess a media work and express a considered viewpoint about it (6e65)
- ▶ evaluate and explore how data were collected and how the results represent the population (6m116)
- ▶ make inferences and convincing arguments based on the analysis of tables, charts, and graphs (6m121)



PART 5
Music Videos
and Lyrics

LESSON 1

Thinking about music videos

GRADE 4

Students will:

- ▶ identify camera angles and distance from the subject in photographs and describe their effects on the viewer's perception (4e68)
- ▶ identify and describe the different types of advertising that they encounter in their surroundings (4e69)
- ▶ communicate their thoughts and feelings about the music they hear, using language and a variety of art forms and media (4a27)

GRADE 5

Students will:

- ▶ list and describe many of the ways in which the media provide information (5e65)
- ▶ identify the main characteristics of some familiar media (5e63)
- ▶ communicate their thoughts and feelings about the music they hear, using language and a variety of art forms and media (5a24)

GRADE 6

Students will:

- ▶ identify questionable strategies presenters use to influence an audience (6e63)
- ▶ analyse and assess a media work and express a considered point of view about it (6e65)
- ▶ communicate their thoughts and feelings about the music they hear, using language and a variety of art forms and media (6a24)

LESSON 2

The business of music videos

GRADE 4

Students will:

- ▶ listen to others and stay on topic in group discussion (4e66)
- ▶ use appropriate strategies to organize and carry out group projects (4e67)
- ▶ communicate ideas and information for a variety of purposes and to specific audiences (4e1)
- ▶ communicate their thoughts and feelings about the music they hear, using language and a variety of art forms and media (4a27)

GRADE 5

Students will:

- ▶ contribute ideas to help solve problems, and listen and respond constructively to the ideas of others when working in a group (5e61)
- ▶ discuss with peers and the teacher strategies for communicating effectively with others in a variety of situations (5e62)
- ▶ communicate ideas and information for a variety of purposes and to specific audiences (5e1)
- ▶ communicate their thoughts and feelings about the music they hear, using language and a variety of art forms and media (5a24)

GRADE 6

Students will:

- ▶ use constructive strategies in small-group discussions (6e61)

LESSON 2 (cont)

- ▶ follow up on others' ideas, and to recognize the validity of different points of view in group discussions or problem-solving activities (6e62)
- ▶ communicate ideas and information for a variety of purposes and to specific audiences (5e1)
- ▶ communicate their thoughts and feelings about the music they hear, using language and a variety of art forms and media (6a24)

LESSON 3

What constitutes violence in music videos?

GRADE 4

Students will:

- ▶ produce media texts using writing and materials from other media (4e6)
- ▶ create a variety of media works (4e70)
- ▶ communicate their thoughts and feelings about the music they hear, using language and a variety of art forms and media (4a27)

GRADE 5

Students will:

- ▶ produce media texts using writing and materials from other media (5e6)
- ▶ list and describe many of the ways in which media provide information (5e65)
- ▶ communicate their thoughts and feelings about the music they hear, using language and a variety of art forms and media (5a24)

GRADE 6

Students will:

- ▶ produce media texts using writing and materials from other media (6e6)
- ▶ analyse and assess a media work and express a considered point of view (6e65)
- ▶ communicate their thoughts and feelings about the music they hear, using language and a variety of art forms and media (6a24)

LESSON 4

Creating a positive rap

GRADE 4

Students will:

- ▶ develop their opinions by reading a variety of materials (4e40)
- ▶ communicate their thoughts and feelings about the music they hear, using language and a variety of art forms and media (4a27)

GRADE 5

Students will:

- ▶ make judgements and draw conclusions about the content in written materials, using evidence from the materials (5e31)
- ▶ communicate their thoughts and feelings about the music they hear, using language and a variety of art forms and media (5a24)

GRADE 6

Students will:

- ▶ make judgements and draw conclusions about ideas in written materials, on the basis of evidence (6e33)
- ▶ communicate their thoughts and feelings about the music they hear, using language and a variety of art forms and media (6a24)

LESSON 5

Creating a music video

GRADE 4

Students will:

- ▶ produce media texts using writing and materials from other media (4e6)
- ▶ create a variety of media works (4e70)
- ▶ communicate their thoughts and feelings about the music they hear, using language and a variety of art forms and media (4a27)
- ▶ listen to others and stay on topic in group discussion (4e66)

GRADE 5

Students will:

- ▶ produce media texts using writing and materials from other media (5e6)
- ▶ contribute ideas to help solve problems, and listen and respond constructively to the ideas of others when working in a group (5e61)
- ▶ communicate their thoughts and feelings about the music they hear, using language and a variety of art forms and media (5a24)
- ▶ create a variety of media works (5e66)

GRADE 6

Students will:

- ▶ produce media texts using writing and materials from other media (6e6)
- ▶ follow up on others' ideas, and recognize the validity of different points of view in group discussions or problem-solving activities (6e62)
- ▶ communicate their thoughts and feelings about the music they hear, using language and a variety of art forms and media (6a24)
- ▶ create a variety of media works (6e66)



PART 6
Clothing
and Logos

LESSON 1

What's a logo?

GRADE 4

Students will:

- ▶ identify camera angles and distance from the subject in photographs and describe their effects on the viewer's perception (4e68)
- ▶ identify and describe the different types of advertising that they encounter in their surroundings (4e69)
- ▶ listen to others and stay on topic in group discussion (4e66)

GRADE 5

Students will:

- ▶ list and describe many of the ways in which the media provide information (5e65)
- ▶ identify the main characteristics of some familiar media (5e63)
- ▶ contribute ideas to help solve problems, and listen and respond constructively to the ideas of others when working in a group (5e61)

GRADE 6

Students will:

- ▶ identify questionable strategies presenters use to influence an audience (6e63)
- ▶ analyse and assess a media work and express a considered point of view about it (6e65)
- ▶ use constructive strategies in small-group discussions (6e61)

LESSON 2

Choices we make about clothing

GRADE 4

Students will:

- ▶ identify and describe the different types of advertising that they encounter in their surroundings (4e69)
- ▶ organize and develop ideas using paragraphs (4e3)
- ▶ develop their opinions by reading a variety of materials (4e40)
- ▶ demonstrate the ability to concentrate by identifying main points and staying on topic (4e57)

GRADE 5

Students will:

- ▶ use research skills (5e34)
- ▶ organize information to convey a central idea, using well-developed paragraphs that focus on a main idea and give some relevant supporting ideas (5e3)
- ▶ contribute ideas to help solve problems, and listen and respond constructively to the ideas of others when working in a group (5e61)
- ▶ demonstrate the ability to concentrate by identifying main points and staying on topic (5e50)

GRADE 6

Students will:

- ▶ plan a research project and carry out the research (6e36)



LESSON 2 (cont)

- ▶ organize information to convey a central idea, using well-developed paragraphs (6e3)
- ▶ use constructive strategies in small-group discussions (6e61)
- ▶ demonstrate the ability to concentrate by identifying main points and staying on topic (6e52)

LESSON 3

Sports logos-what messages are being sent?

GRADE 4

Students will:

- ▶ students will begin to write for more complex purposes (4e2)
- ▶ produce media texts using writing and materials from other media (4e60)
- ▶ listen to others and stay on topic in group discussion (4e66)

GRADE 5

Students will:

- ▶ using writing for various purposes and in a range of contexts, including school work (5e2)
- ▶ create a variety of media works (5e53)
- ▶ discuss with peers and the teacher strategies for communicating effectively with others in a variety of situations (5e62)

GRADE 6

Students will:

- ▶ using writing for various purposes and in a range of contexts, including school work (6e2)
- ▶ create a variety of media works (6e55)
- ▶ follow up on others' ideas, and recognize the validity of different points of view in group discussions or problem-solving activities (6e62)



LESSON 4

What our clothing choices reveal

GRADE 4

Students will:

- ▶ students will begin to write for more complex purposes (4e2)
- ▶ ask questions on a variety of topics and respond appropriately to the questions of others (4e53)
- ▶ express and respond to ideas and opinions concisely and clearly (4e55)

GRADE 5

Students will:

- ▶ communicate ideas and information for a variety of purposes and to specific audiences (5e1)
- ▶ ask and answer questions on a variety of topics to acquire and clarify information (5e46)
- ▶ use appropriate words and structures in discussions or classroom presentations (5e56)

GRADE 6

Students will:

- ▶ communicate ideas and information for a variety of purposes and to specific audiences (6e1)
- ▶ ask and answer questions to clarify information (6e48)
- ▶ use a varied vocabulary and a range of sentence structures to add interest to their remarks (6e57)

LESSON 5

Where do our clothes come from?

GRADE 4

Students will:

- ▶ organize and develop ideas using paragraphs (4e3)
- ▶ identify and describe the different types of advertising that they encounter in their surroundings (4e69)
- ▶ listen to others and stay on topic in group discussions (4e66)

GRADE 5

Students will:

- ▶ organize information to convey a central idea, using well-developed paragraphs that focus on a main idea and give some relevant supporting details (5e3)
- ▶ contribute ideas that help solve problems, and listen and respond constructively to the ideas of others when working in a group (5e61)
- ▶ discuss with peers and the teacher strategies for communicating effectively with others in a variety of situations (5e62)

GRADE 6

Students will:

- ▶ organize information to convey a central idea, using well-linked paragraphs (6e3)
- ▶ use constructive strategies in small-group discussions (6e61)
- ▶ follow up on others' ideas, and recognize the validity of different points of view in group discussions or problem-solving activities (6e62)



LESSON 1

Understanding the Internet

GRADE 4

Students will:

- ▶ ask questions on a variety of topics and respond appropriately to the questions of others (4e53)
- ▶ identify several types of media works and some techniques used in them (4e58)
- ▶ listen to others and stay on topic in group discussions (4e66)

GRADE 5

Students will:

- ▶ ask and answer questions on a variety of topics to acquire and clarify information (5e46)
- ▶ contribute ideas that help solve problems, and listen and respond constructively to the ideas of others when working in a group (5e61)
- ▶ identify various types of media works and some techniques used in them (5e51)

GRADE 6

Students will:

- ▶ ask and answer questions to acquire and clarify information (6e48)
- ▶ use constructive strategies in small-group discussions (6e61)
- ▶ identify questionable strategies presenters use to influence an audience (6e63)

LESSON 2

Internet safety issues

GRADE 4

Students will:

- ▶ students will begin to write for more complex purposes (4e2)
- ▶ communicate ideas and information for a variety of purposes and to specific audiences (4e1)
- ▶ identify several types of media works and some techniques used in them (4e58)

GRADE 5

Students will:

- ▶ communicate ideas and information for a variety of purposes and to specific audiences (5e1)
- ▶ produce pieces of writing using a variety of forms and materials from other media (5e5)
- ▶ list and describe many of the ways in which media provide information (5e65)

GRADE 6

Students will:

- ▶ communicate ideas and information for a variety of purposes and to specific audiences (6e1)
- ▶ produce pieces of writing using a variety of forms and materials from other media (6e6)
- ▶ analyse and assess a media work and express a considered viewpoint about it (6e65)



LESSON 3

Media awareness on the Internet

GRADE 4

Students will:

- ▶ identify several types of media works and some techniques used in them (4e58)
- ▶ analyze media works (4e49)
- ▶ communicate various types of messages, explain some ideas and procedures, and follow the teacher's instructions (4e52)

GRADE 5

Students will:

- ▶ identify the main characteristics of some familiar media (5e63)
- ▶ recognize that media works are composed of a series of separate elements (5e51)
- ▶ list and describe many of the ways in which the media provide information (5e65)

GRADE 6

Students will:

- ▶ identify questionable strategies presenters use to influence an audience (6e63)
- ▶ identify the main types of media works and the most characteristic techniques used in them (6e53)
- ▶ analyse and assess a media work and express a considered viewpoint about it (6e65)

LESSON 4

Making smart decisions on the Internet

GRADE 4

Students will:

- ▶ read independently, using a variety of strategies (4e29)
- ▶ analyse media works (4e59)
- ▶ make judgements on what they read on the basis of evidence (4e37)

GRADE 5

Students will:

- ▶ read independently, selecting appropriate reading strategies (5e24)
- ▶ make judgements and draw conclusions about the content in written materials, using evidence from the materials (5e31)
- ▶ list and describe many of the ways in which the media provide information (5e65)

GRADE 6

Students will:

- ▶ make judgements and draw conclusions about ideas in written materials on the basis of evidence (6e33)
- ▶ read independently, selecting appropriate reading strategies (6e25)
- ▶ analyse and assess a media work and express a considered viewpoint about it (6e65)



LESSON 5

Positive and negative impacts on the Internet

GRADE 4

Students will:

- ▶ ask questions on a variety of topics and respond appropriately to the questions of others (4e53)
- ▶ analyse media works (4e59)
- ▶ make judgements on what they read on the basis of evidence (4e37)

GRADE 5

Students will:

- ▶ analyse media works (5e52)
- ▶ ask and answer questions on a variety of topics to acquire and clarify information (5e46)
- ▶ use research skills (5e34)

GRADE 6

Students will:

- ▶ analyse media works (6e54)
- ▶ ask and answer questions to obtain and clarify information (6e48)
- ▶ plan a research project and carry out the research (6e36)